

STATEMENT OF APPROVED BUDGET, UTILIZATIONS, DISBURSEMENTS AND BALANCES
(For Off-Budgetary Funds)
As at the Quarter Ending March 31, 2025


Department :State Universities and Colleges (SUCs)
Agency/Entity :Tarlac State University
Operating Unit :< not applicable >
Organization Code (UACS) :08 037 0000000
Fund Cluster :05 - Internally Generated Funds


(e.g. UACS Fund Cluster: 05-Internally Generated Funds and 06-Business Related Funds)

Table with columns: Particulars, UACS CODE, Approved Budget (Revenue, Adjustments, Adjusted Revenue), Utilizations (1st, 2nd, 3rd, 4th Quarter, Total), Disbursements (1st, 2nd, 3rd, 4th Quarter, Total), Balances (Unutilized Budget, Unpaid Obligations). Rows include General Administration and Support, Support to Operations, and Operations.


Department : State Universities and Colleges (SUCs)
 Agency/Entity : Tarlac State University
 Operating Unit : < not applicable >
 Organization Code (UACS) : 08 037 0000000
 Fund Cluster : 05 - Internally Generated Funds
 (e.g. UACS Fund Cluster: 05-Internally Generated Funds and 06-Business Related Funds)

| Particulars | UACS CODE | Approved Budget | | Utilizations | | | | | | Disbursements | | | | | Balances | | | |
|-----------------------|-----------|---------------------------|--|---------------------------|-----------------------------|----------------------------|---------------------------------|--------------------------------|----------------|-----------------------------|----------------------------|---------------------------------|--------------------------------|------------------|-------------------|------------------------------------|----------------------------|------|
| | | Approved Budgeted Revenue | Adjustments (Reductions, Modifications/ Augmentations) | Adjusted Budgeted Revenue | 1st Quarter Ending March 31 | 2nd Quarter Ending June 30 | 3rd Quarter Ending September 30 | 4th Quarter Ending December 31 | Total | 1st Quarter Ending March 31 | 2nd Quarter Ending June 30 | 3rd Quarter Ending September 30 | 4th Quarter Ending December 31 | Total | Unutilized Budget | Unpaid Obligations (10-15)=(17+18) | | |
| | | | | | | | | | | | | | | | | Due and Demandable | Net Yet Due and Demandable | |
| 1 | 2 | 3 | 4 | 5=(3+(-34)) | 6 | 7 | 8 | 9 | 10=(6+7+8+9) | 11 | 12 | 13 | 14 | 15=(11+12+13+14) | 16=(5-10) | 17 | 18 | |
| GRAND TOTAL | | 648,474,963.55 | 0.00 | 648,474,963.55 | 127,017,993.45 | 0.00 | 0.00 | 0.00 | 127,017,993.45 | 68,829,239.17 | 0.00 | 0.00 | 0.00 | 68,829,239.17 | 521,456,970.10 | 0.00 | 58,188,754.28 | 0.00 |
| PS | | 93,500,000.00 | 0.00 | 93,500,000.00 | 21,834,976.00 | 0.00 | 0.00 | 0.00 | 21,834,976.00 | 19,691,727.36 | 0.00 | 0.00 | 0.00 | 19,691,727.36 | 71,665,024.00 | 0.00 | 2,143,248.64 | 0.00 |
| MOOE | | 315,070,278.55 | 0.00 | 315,070,278.55 | 77,151,180.35 | 0.00 | 0.00 | 0.00 | 77,151,180.35 | 38,843,663.05 | 0.00 | 0.00 | 0.00 | 38,843,663.05 | 237,919,098.20 | 0.00 | 38,307,517.30 | 0.00 |
| FinEx (if Applicable) | | 0.00 | 0.00 | 0.00 | 0.00 | 0.00 | 0.00 | 0.00 | 0.00 | 0.00 | 0.00 | 0.00 | 0.00 | 0.00 | 0.00 | 0.00 | 0.00 | 0.00 |
| CO | | 239,904,685.00 | 0.00 | 239,904,685.00 | 28,031,837.10 | 0.00 | 0.00 | 0.00 | 28,031,837.10 | 10,293,848.76 | 0.00 | 0.00 | 0.00 | 10,293,848.76 | 211,872,847.90 | 0.00 | 17,737,988.34 | 0.00 |

Certified Correct: 
 JASPER A. VALDER, CPA
 Budget Officer
 Date: April 18, 2025 01:34 PM

Certified Correct: 
 RYAN R. RONQUILLO, CPA
 Accountant
 Date: April 18, 2025 01:34 PM

Recommending Approval By: 
 JOHN ERWIN C. PANLILIO, CPA
 Chief Financial Officer
 Date:

Approved By: 
 ARNOLD E. VELASCO
 Agency Head
 Date: April 18, 2025 01:42 PM